


VIK - 02

VIKI - PÓŁKA

→100+30↘22



x 4

(a)

x 3

(b)

x 3

(c)

x 4

(3,5x16)


(d)

x 2

(e)

x 1

(f)

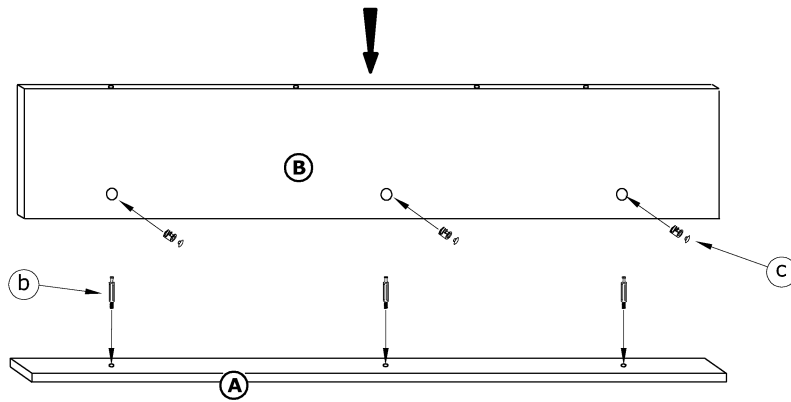


① - FAZY MONTAŻU

Ⓐ - OZNACZENIE ELEMENTÓW

Ⓐ - OZNACZENIE AKCESORIÓW

①



②

