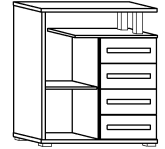




ANG-10

ANGEL- REGAŁ NISKI 4S

→ 80 + 95 + 39




x 16



(a)

x 6



(b)

x 10



(c)

x 8



(d)

x 2



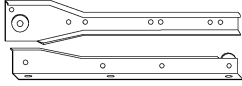
(e)

x 8



(f)

x 4 kpl. (300 mm)



(g)

x 4



(h)

x 2


186 mm



(i)

x 2

160 mm




(j)

x 4



(k)



60 min

x 48
(3,5x16)

(l)

x 8
(4x20)

(m)

x 8
(4x25)

(n)

x 16
(3,5x30)

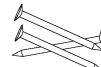
(o)

x 2



(p)

x 60



(r)

x 1



(s)

**1** - FAZY MONTAŻU**A** - OZNACZENIE ELEMENTÓW**a** - OZNACZENIE AKCESORIÓW**1**

x 2




(c)

x 2

186 mm




(i)

**2**

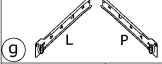
x 4



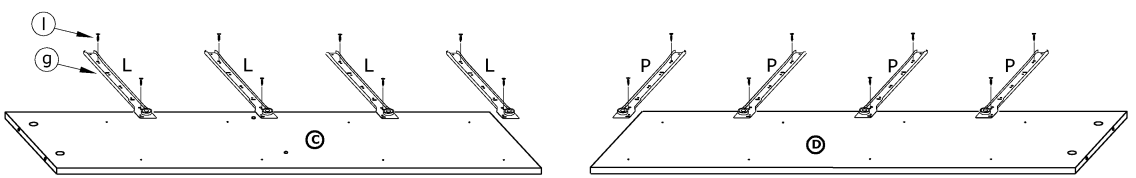
(c)

**3**

x 4 kpl.

x 24
(3,5x16)

(l)

**4**

x 4

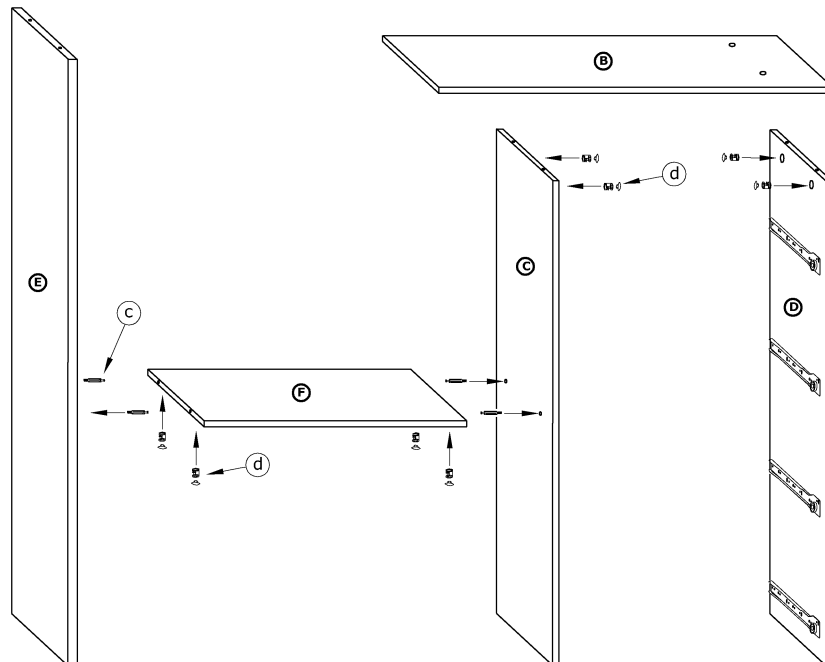






(c)

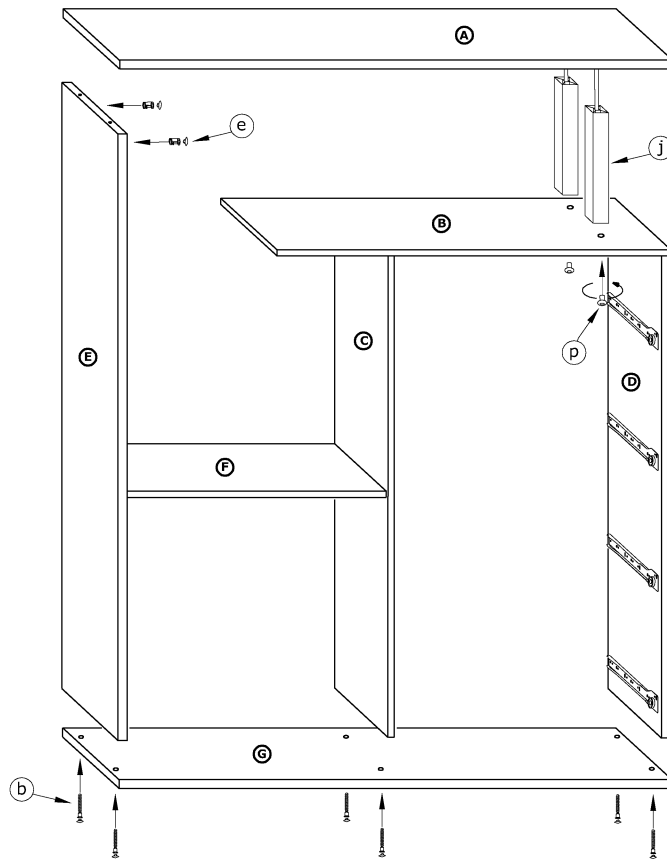
x 8






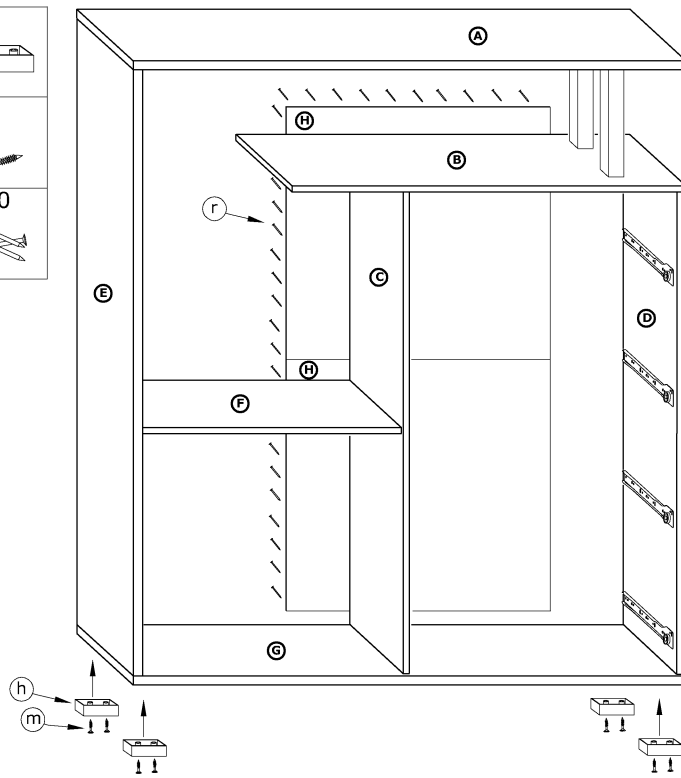
(d)





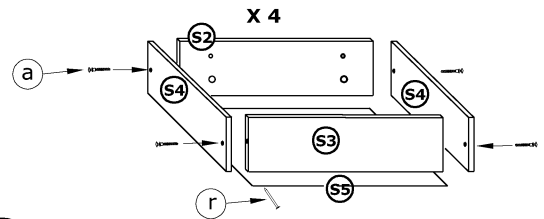
- 5**
- x 6
 - (b) 
 - x 2
 - (e) 
 - x 2 160mm
 - (j) 
 - x 2
 - (p) 









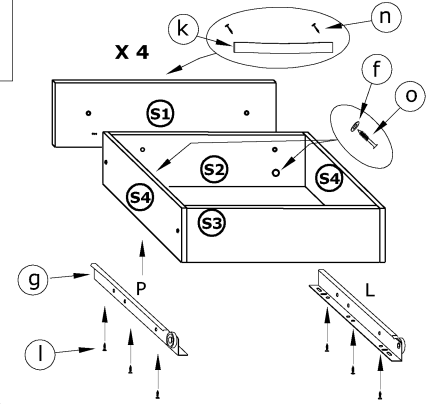
- 6**
- x 4
 - (h) 
 - x 8 (4x20)
 - (m) 
 - x 20
 - (r) 



- 7**
- x 16
 - (a) 
 - x 40
 - (r) 



- 8**
- x 8
 - (f) 
 - x 4
 - (g) 
 - x 4
 - (k) 
 - x 24 (3,5x16)
 - (l) 
 - x 8 (4x25)
 - (n) 
 - x 8 (3,5x30)
 - (o) 



- 9**
- x 8 (3,5x30)
 - (o) 