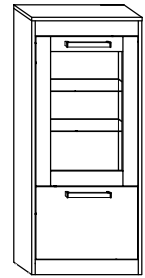




MXS-25 REGAŁ N1DW

→ 52+121\36



x 6 	x 18 	x 2 	x 20 	x 4 	x 4 	x 14 (3,5x16) 	x 40 	
(a)	(b)	(c)	(d)	(e)	(f)			(j)
x 8 	x 4 		x 3 		x 2 			30 min
(g)	(h)	(i)						(k)

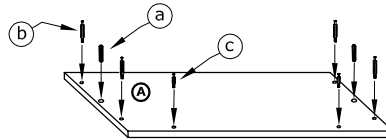
1 - FAZY MONTAŻU

A - OZNACZENIE ELEMENTÓW

a - OZNACZENIE AKCESORIÓW

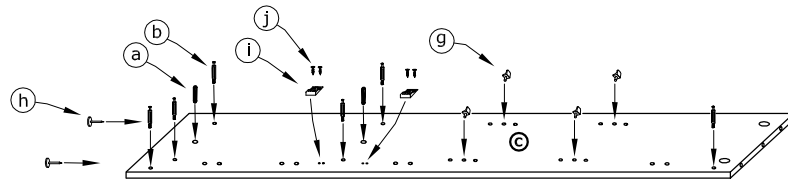
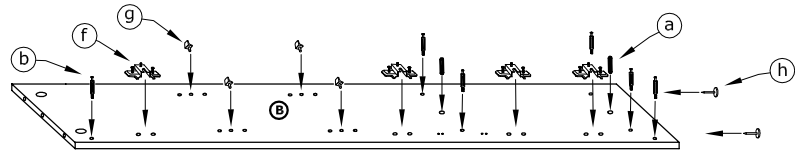
1

x 2 	x 4 	x 2
(a)	(b)	(c)



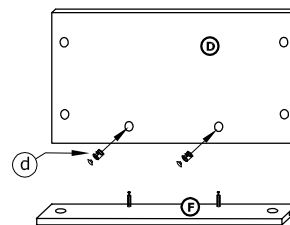
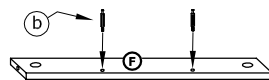
2

x 4 	x 12 	x 4
(a)	(b)	(f)
x 8 	x 4 	x 2
(g)	(h)	(i)
x 8 (3,5x16) 		
(j)		



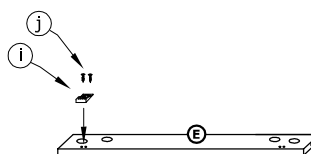
3

x 2 	x 2
(b)	(d)



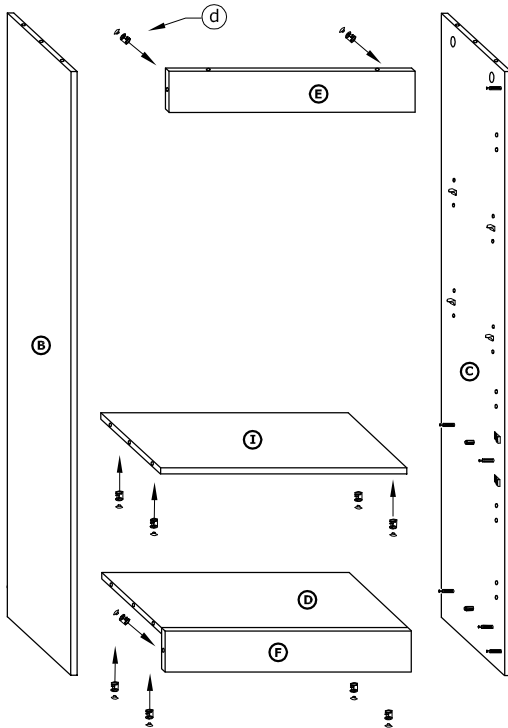
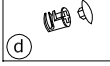
4

x 1 	x 2 (3,5x16)
(i)	(j)



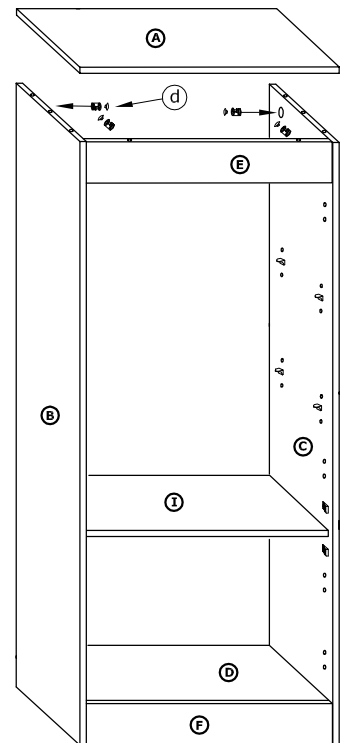
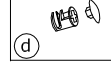
5

x 12



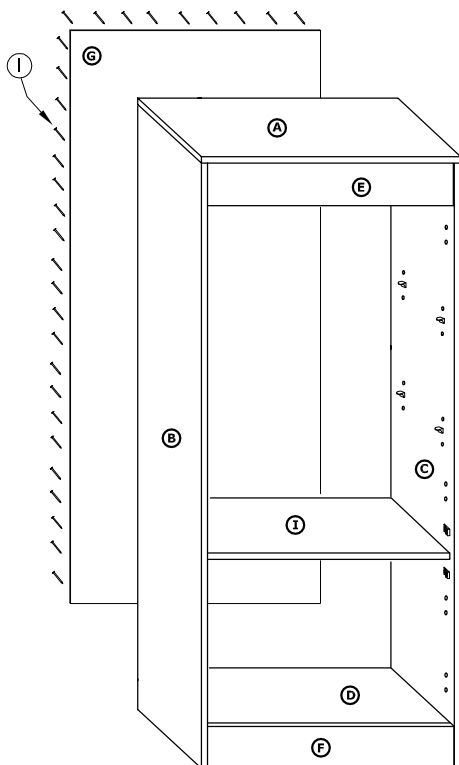
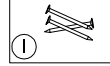
6

x 6



7

x 40



8

x 4



x 8
(3,5x16)



x 2

