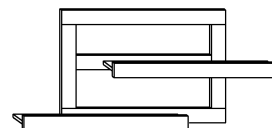




VIK-13 VIKI - PÓŁKA DUŻA

→ 120 ↑ 55 ↘ 19



x 7



(a)

x 4



(b)

x 6



(c)

x 6



(d)

x 8 (3x13)



(e)

x 1 kpl.


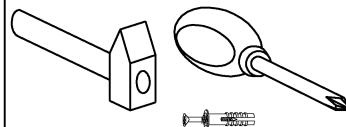


(f)

x 1



(g)



20 min



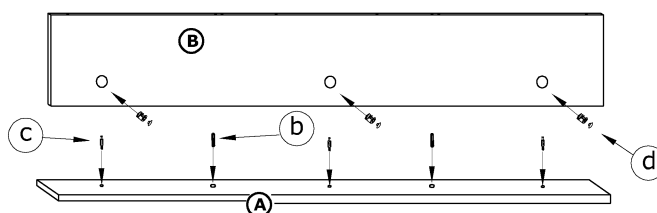
1 - FAZY MONTAŻU

A - OZNACZENIE ELEMENTÓW

a - OZNACZENIE AKCESORIÓW

1

x 2 ↓



2

